

TM9-2330-358-14&P

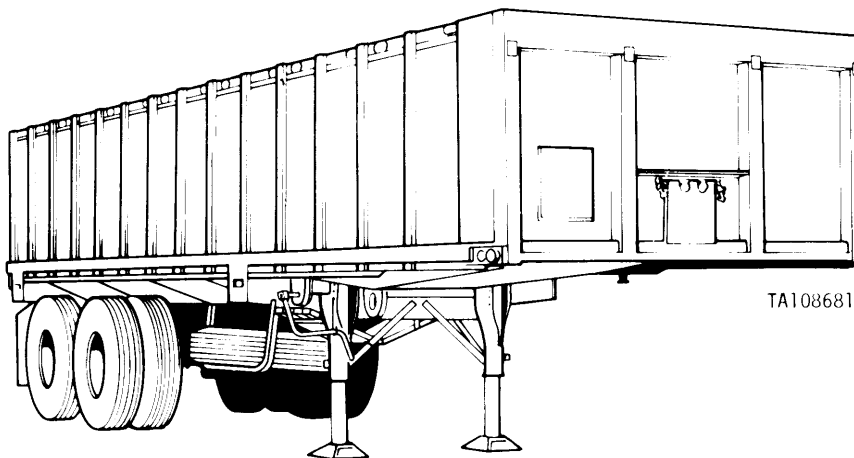
This manual supersedes TM9-2330-358-14&P dated 20 February 1981, including all changes.

TECHNICAL MANUAL

OPERATOR'S, UNIT, INTERMEDIATE DIRECT SUPPORT AND INTERMEDIATE GENERAL SUPPORT MAINTENANCE MANUAL (INCLUDING REPAIR PARTS AND SPECIAL TOOLS LISTS)

FOR

SEMITRAILER, TACTICAL, DUAL PURPOSE
BREAKBULK/CONTAINER TRANSPORTER,
22-1/2 TON,
M871 (NSN 2330-00-122-6779)
M871A1 (NSN 2330-01-226-0701)



INTRODUCTION 1-1

OPERATING INSTRUCTIONS 2-1

OPERATOR/CREW MAINTENANCE 3-1

UNIT MAINTENANCE 4-1

INTERMEDIATE DIRECT SUPPORT AND INTERMEDIATE GENERAL SUPPORT MAINTENANCE 5-1

MAINTENANCE ALLOCATION CHART B-1

REPAIR PARTS AND SPECIAL TOOLS LISTS F-1

Distribution: "Approved for public release; distribution is unlimited".

HEADQUARTERS, DEPARTMENT OF THE ARMY

DECEMBER 1987

This copy is a reprint which includes current pages from Change 1.

TECHNICAL MANUAL
No. 9-2330-358-14&P

HEADQUARTERS
DEPARTMENT OF THE ARMY
Washington,DC, 17 December 1987

OPERATOR, UNIT, INTERMEDIATE DIRECT SUPPORT AND
GENERAL SUPPORT MAINTENANCE MANUAL (INCLUDING
REPAIR PARTS AND SPECIAL TOOLS LISTS)

FOR

SEMITRAILER, TACTICAL, DUAL PURPOSE
BREAKBULK/(CONTAINER TRANSPORTER, 22-1/2 TON
M871 (NSN 2330-00-122-6779)
M871A1 (NSN 2330-01-226-0701)

Current as of 15 November 1987.

REPORTING ERRORS AND RECOMMENDING IMPROVEMENTS

You can help improve this manual. If you find any mistakes or if you know of a way to improve the procedures, please let us know. Mail your letter, DA Form 2028 (Recommended Changes to Publications and Blank Forms), or DA Form 2028-2, located in the back of this manual, direct to: Commander, US Army Tank-Automotive Command, ATTN: AMSTA-MB, Warren, MI 48397-50000 A reply will be furnished to you.

		Page
CHAPTER	1. INTRODUCTION	1-1
Section	I. General Information	1-1
Section	II. Equipment Description	1-2
Section	III. Technical Principles of Operation	1-9
CHAPTER	2. OPERATING INSTRUCTIONS	2-1
Section	I. Description and Use of Operator's Controls and Indicators	2-1
Section	II. Operator/Crew Preventive Maintenance Checks and Services (PMCS)	2-9
Section	III. Operation Under Usual Conditions	2-16
Section	IV. Operation Under Unusual Conditions	2-31

*This manual supersedes TM9-2330-358-14&P, dated 20 February 1981, including all changes.

	Page
CHAPTER 3. OPERATOR MAINTENANCE	3-1
Section I. Lubrication Instructions	3-1
Section II. Operator Troubleshooting Procedures	3-5
Section III. Maintenance Procedures	3-9
CHAPTER 4. ORGANIZATIONAL MAINTENANCE INSTRUCTIONS	4-1
Section I. General Maintenance Instructions	4-1
Section II. Repair Parts, Special Tools, TMDE and Support Equipment . . .	4-5
Section III. Service Upon Receipt of Materiel	4-5
Section IV. Organizational Preventive Maintenance Checks and Services (PMCS)	4-6
Section V. Organizational Troubleshooting Procedures	4-10
Section VI. Maintenance of the Electrical System	4-19
Section VII. Maintenance of the Brakes	4-46
Section VIII. Maintenance of the Wheels, Hubs and Drums	4-76
Section IX. Maintenance of the Frame	4-82
Section X. Maintenance of the Suspension	4-100
Section XI. Maintenance of the Body	4-101
Section XII. Maintenance of Miscellaneous Accessory Items	4-107
Section XIII. Preparation for Storage and Shipment	4-110
Section XIV. Maintenance Under Unusual Conditions	4-111
CHAPTER 5. DIRECT SUPPORT AND GENERAL SUPPORT MAINTENANCE INSTRUCTIONS	5-1
Section I. Repair Parts, Special Tools, TMDE and Support Equipment . . .	5-1
Section II. Maintenance of the Axles	5-1
Section III. Maintenance of the Brakes	5-9
Section IV. Maintenance of the Wheels, Hubs and Drums	5-11
Section V. Maintenance of the Frame	5-13
Section VI. Maintenance of the Suspension	5-15
APPENDIX A. REFERENCES	A-1
APPENDIX B. MAINTENANCE ALLOCATION CHART	B-1
Section I. Introduction	B-1
Section II. Maintenance Allocation Chart	B-4
Section III. Tools and Test Equipment Requirements	B-7
Section IV. Remarks	B-8
APPENDIX C. COMPONENTS OF END ITEM AND BASIC ISSUE ITEMS LIST	C-1
Section I. Introduction	C-1
Section II. Components of End Item List	C-2
Section III. Basic Issue Items List	C-2
APPENDIX D. ADDITIONAL AUTHORIZATION LIST	D-1
Section I. Introduction	D-1
Section II. Additional Authorization List	D-1

			Page	Illus Fig.
APPENDIX	E.	EXPENDABLE/DURABLE SUPPLIES AND MATERIALS LISTS	E-1	
Section	I.	Introduction	E-1	
Section	II.	Expendable/Durable Supplies and Materials List	E-1	
APPENDIX	F.	REPAIR PARTS AND SPECIAL TOOLS LISTS	F-1	
Section	I.	Introduction	F-1	
Section	II.	Repair Parts List	F-8	
GROUP 06		ELECTRICAL SYSTEM		
		0609 Composite Light	1-1	1
		0609 Clearance Light	2-1	2
		0609 Bar Lamp Assembly (M871)	3-1	3
		0609 Taillight	4-1	4
		0613 Nose Box (M871)	5-1	5
		0613 Nose Box (M871A1)	6-1	6
		0613 Chassis Electrical Wiring Harness (M871A1)	7-1	7
		0613 Electrical Wires (M871)	8-1	8
		0613 Harness Assemblies (M871)	9-1	9
		0613 Electrical Connectors	10-1	10
		0613 Junction Box (M871)	11-1	11
Group 11		REAR AXLE		
		1100 Rear Axle Assembly (M871)	12-1	12
		1100 Rear Axle Assembly (M871A1).....	13-1	13
Group 12		BRAKES		
		1202 Brake Shoes	14-1	14
		1206 Slack Adjuster	15-1	15
		1208 Brake Hose Assemblies and Tube Assembly (M871)	16-1	16
		1208 Brake Hose Assemblies (M871A1)	17-1	17
		1208 Air Reservoir and Valves	18-1	18
		1208 Emergency Relay and Multi-function Valves (M871A1)	19-1	19
		1208 Spring Brake Chambers	20-1	20
		1208 Air Couplings (Gladhands) (M871)	21-1	21
		1208 Air Coupings (Gladhands) (M871A1) . . .	22-1	22
Group 13		WHEELS AND TRACKS		
		1311 Hub and Drum	23-1	23
		1311 Tire and Rim Assemblies	24-1	24
		1313 Tire Set	25-1	25

Group 15	FRAME, TOWING ATTACHMENTS, AND DRAWBARS SYSTEMS		
	1501 Chock Block	26-1	26
	1501 Stake Retainer	27-1	27
	1501 Retractable Twist Lock	28-1	28
	1501 Lifting Eye and Tiedown Ring	29-1	29
	1501 Dock Bumper	30-1	30
	1503 Kingpin	31-1	31
	1504 Spare Tire Carrier	32-1	32
	1507 Ground Board Assembly	33-1	33
	1507 Landing Legs	34-1	34
Group 16	SPRINGS AND SHOCK ABSORBERS		
	1601 Suspension	35-1	35
Group 18	BODY, CAB, HOOD, AND HULL		
	1801 Chassis Bulkhead	36-1	36
	1801 Corner Stake and Panel Splice	37-1	37
	1801 Side Panel Assemblies	38-1	38
	1801 Mud Flap	39-1	39
	1805 Floor	40-1	40
	1808 Storage Box	41-1	41
	1808 Document Box	42-1	42
Group 22	ACCESSORY ITEMS		
	2202 Reflectors	43-1	43
	2210 Brake System Data Plates	44-1	44
	2210 Data Plates	45-1	45
	2210 Decals	46-1	46
Group 95	GENERAL USE STANDARDIZED PARTS		
	9501 Bulk Material	BULK-1	BULK
Section III	Special Tools (Not Applicable)		
Section IV	Cross-reference Indexes		
	National Stock Number Index..	I-1	
	Part Number Index	I-7	
	Figure and Item Number Index.	I-20	
APPENDIX	G. ILLUSTRATED LIST OF MANUFACTURED ITEMS . . .	G-1	
Section I.	Introduction	G-1	
Section II.	Manufactured Items Illustration	G-1	
APPENDIX	H. TORQUE LIMITS	H-1	
INDEX	Index- 1	

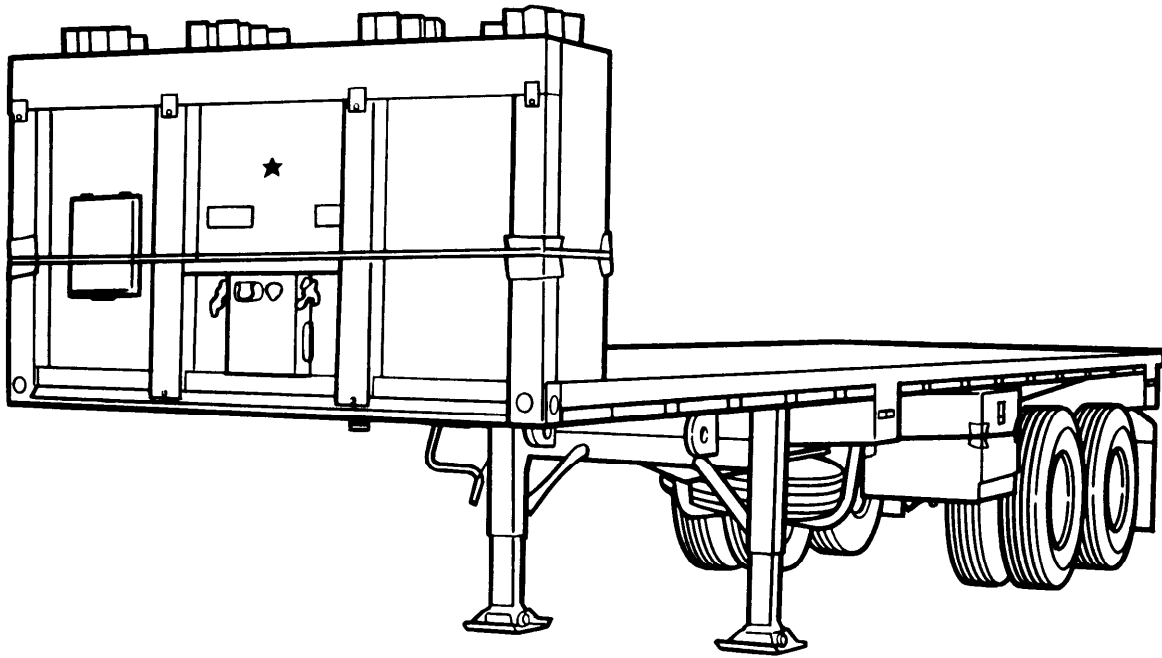


Figure 1-1. Semitrailer, M871, M871A, left front view




Figure 1-2. Semitrailer, H871, H871A1, left rear view

CHAPTER 1

INTRODUCTION

Section I. GENERAL INFORMATION

	Page
Destruction of Army Materiel to Prevent Enemy Use	1-1
M871A1 Warranty	1-2
Maintenance Forms and Records	1-1
Preparation for Storage and Shipment	1-1
Reporting Equipment Improvement Recommendations (EIR'S)	1-2
Scope	1-1

1-1. SCOPE

a. Type of Manual. Operator's, Organizational, Direct Support and General Support Maintenance Manual (including Repair Parts and Special Tools Lists).

b. Model Number and Equipment Name.

M871, M871A1, Semitrailer, Tactical: 22 1/2-ton, Dual Purpose, Breakbulk/ Container Transporter.

c. Purpose of Equipment. The semitrailers are intended for use in transporting containerized (ANSI/ISO) or breakbulk cargo on highways or off roads.

d. Special Limitations on Equipment. Do not exceed the load and speed limitation of the semitrailer. The semitrailer is designed to be towed over smooth, hard-surfaced roads with loads up to 22 1/2-tons (20,250 kg) at speeds as high as 55 mph (88 km/h). It can also be towed over unimproved roads, trails and open rolling terrain with loads up to 22 1/2-tons (20,250 kg) at a sustained speed of 10 mph (16 km/h). The semitrailer should be operated only after being serviced and equipped for existing climatic conditions.

1-2. MAINTENANCE FORMS AND RECORDS

Department of the Army forms and procedures used for equipment maintenance will be those prescribed by DA Pam 738-750, The Army Maintenance Management System (TAMMS).

1-3. DESTRUCTION OF ARMY MATERIAL TO PREVENT ENEMY USE

Procedures for destruction of Tank-Automotive equipment to prevent enemy use (U.S. Army Tank-Automotive Command) can be found in TM 750-244-6.

1-4. PREPARATION FOR STORAGE OR SHIPMENT

See Chapter 4 for storage and shipment information.